

Scaled data based on original data using  
LM-79-08 Approved Method: Electrical and Photometric Measurements of Solid-  
State Lighting Products

Test Report Prepared for  
Cooper Lighting Solutions  
(formerly Eaton)

Brand: STREETWORKS

Report Number: P193926

Luminaire Tested: **GAN-AF-08-LED-U-T2-8030-1200-ADJ**

Issue Date: 3/3/2020

**Test Information**

Test Method: LM-79-08  
Report Number: P193926  
TEST IS SCALED FROM IESNA LM-79-08 TEST DATA (P24139)  
Test Lab: INNOVATION CENTER P2  
Issue Date: 3/3/2020  
Manufacturer: COOPER LIGHTING SOLUTIONS (FORMERLY EATON)  
Product Line: STREETWORKS  
Catalog Number: GAN-AF-08-LED-U-T2-8030-1200-ADJ  
Description: GALLEON AREA AND ROADWAY LUMINAIRE  
(8) 80 CRI, 3000K, 1200mA LIGHTSQUARES WITH 16 LEDS EACH AND TYPE II OPTICS  
Light Source: -  
Ballast/Driver: ELECTRONIC DRIVER

**Summary**

Lumens per Lamp: N/A  
Luminaire Lumens: 41906 lumens  
Efficiency: N/A  
Efficacy: 82.0 lumens/watt  
Luminous Opening: Rectangular (W 2' x L: 1' x H: 0')  
IES Classification: Type II - Medium - Full Cutoff  
BUG Rating: B4 - U0 - G5

Input Watts (W): 511  
Input Voltage (V): NR  
Input Current (Ain): NR  
Voltage Rise (V): NR  
Power Factor: NR  
Total Harmonic Distortion (THDi): NR  
Frequency (hertz): 60  
Stabilization Time: NR  
Operation Time: NR  
Ambient Temperature (°C): NR  
Test Distance: 28.75 FT

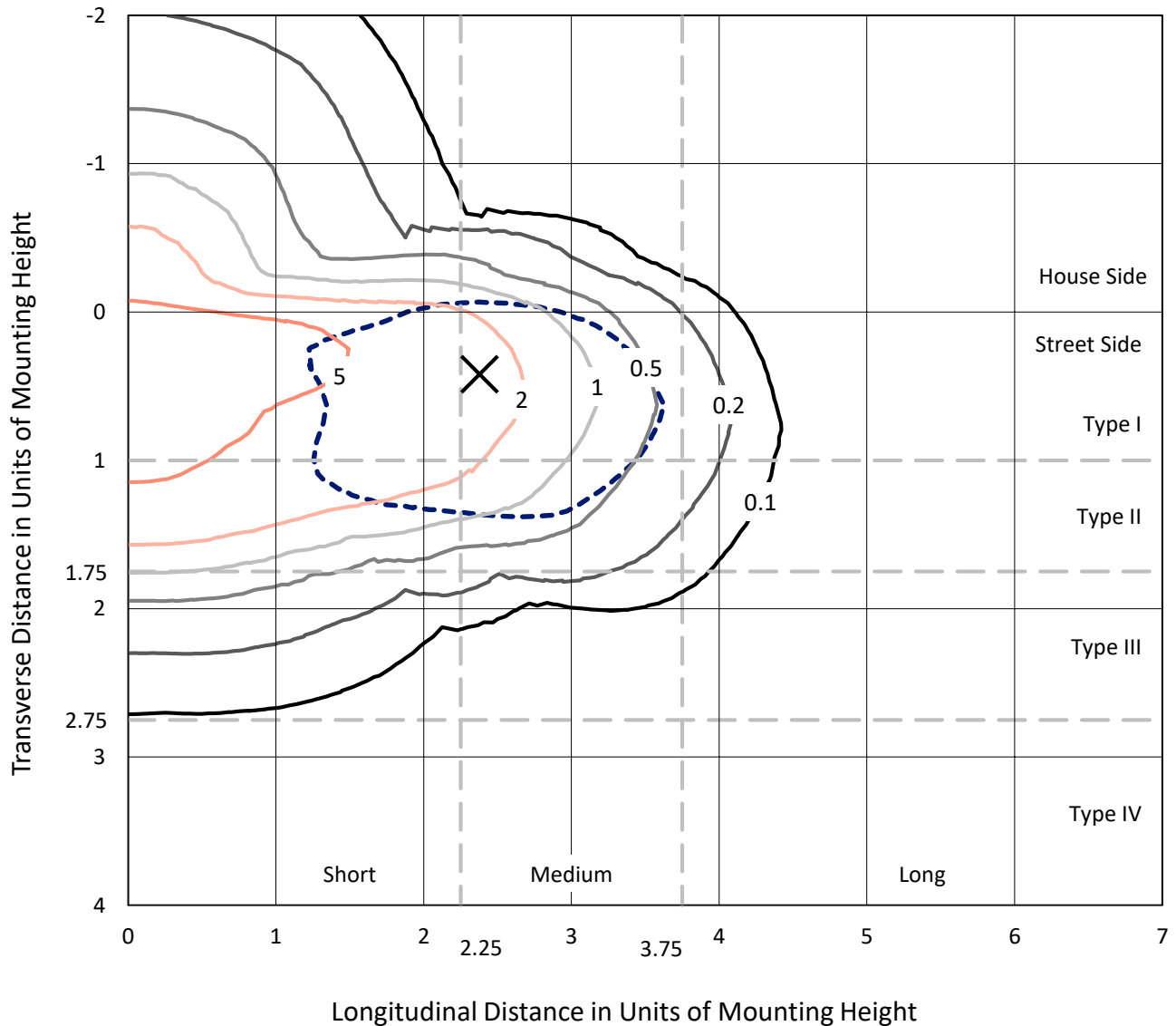


REPORT NUMBER: P193926

CATALOG NUMBER: GAN-AF-08-LED-U-T2-8030-1200-ADJ

### Iso-Footcandle Lines of Horizontal Illumination

× Max cd  
 - - - 1/2 Max cd

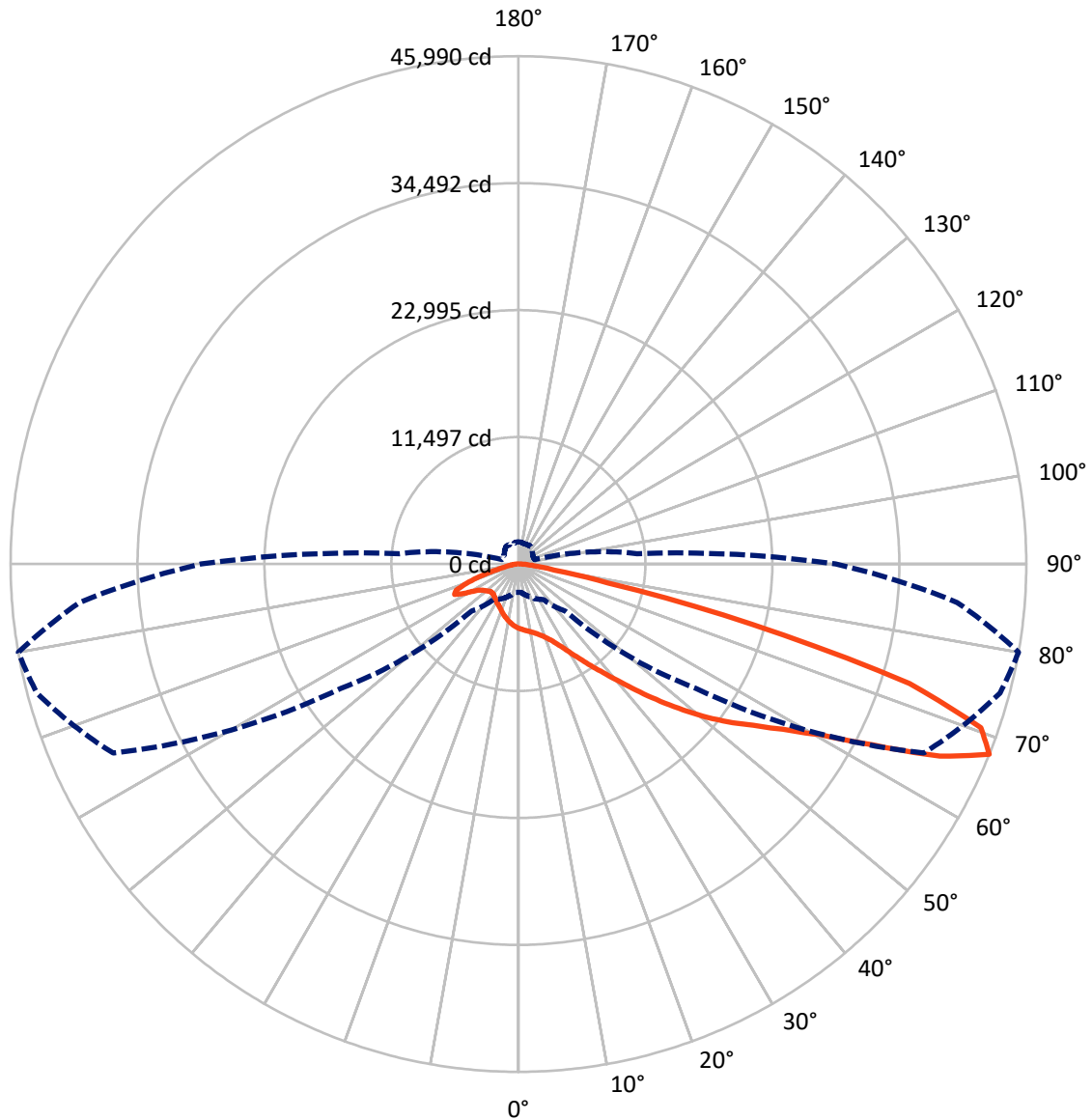


Based on 30 foot mounting height. Maximum calculated value = 7.9 fc  
 Type II - Medium - Full Cutoff

REPORT NUMBER: P193926

CATALOG NUMBER: GAN-AF-08-LED-U-T2-8030-1200-ADJ

### Luminous Intensity Polar Plot



— Vertical Plane Through 80-Deg Lateral    - - - Horizontal Cone Through 67.5-Deg Vertical



REPORT NUMBER: P193926

CATALOG NUMBER: GAN-AF-08-LED-U-T2-8030-1200-ADJ

**FLUX DISTRIBUTION:**

		Downward	Upward	Total
<b>House Side</b>	Lumens	7717.5	0.0	7717.5
	% Fixture	18.4	0.0	18.4
<b>Street Side</b>	Lumens	34188.5	0.0	34188.5
	% Fixture	81.6	0.0	81.6
<b>Total</b>	Lumens	41906.0	0.0	41906.0
	% Fixture	100.0	0.0	100.0

**Coefficient of Utilization**

**ZONAL LUMENS:**

Zone	Lumens	% Fixture
0°-10°	537.1	1.3
10°-20°	1547.1	3.7
20°-30°	2560.8	6.1
30°-40°	4188.7	10.0
40°-50°	6763.2	16.1
50°-60°	9764.0	23.3
60°-70°	10775.2	25.7
70°-80°	4966.7	11.9
80°-90°	803.3	1.9
90°-100°	0.0	0.0
100°-110°	0.0	0.0
110°-120°	0.0	0.0
120°-130°	0.0	0.0
130°-140°	0.0	0.0
140°-150°	0.0	0.0
150°-160°	0.0	0.0
160°-170°	0.0	0.0
170°-180°	0.0	0.0
0°-90°	41906.0	100.0
0°-180°	41906.0	100.0



REPORT NUMBER: P193926

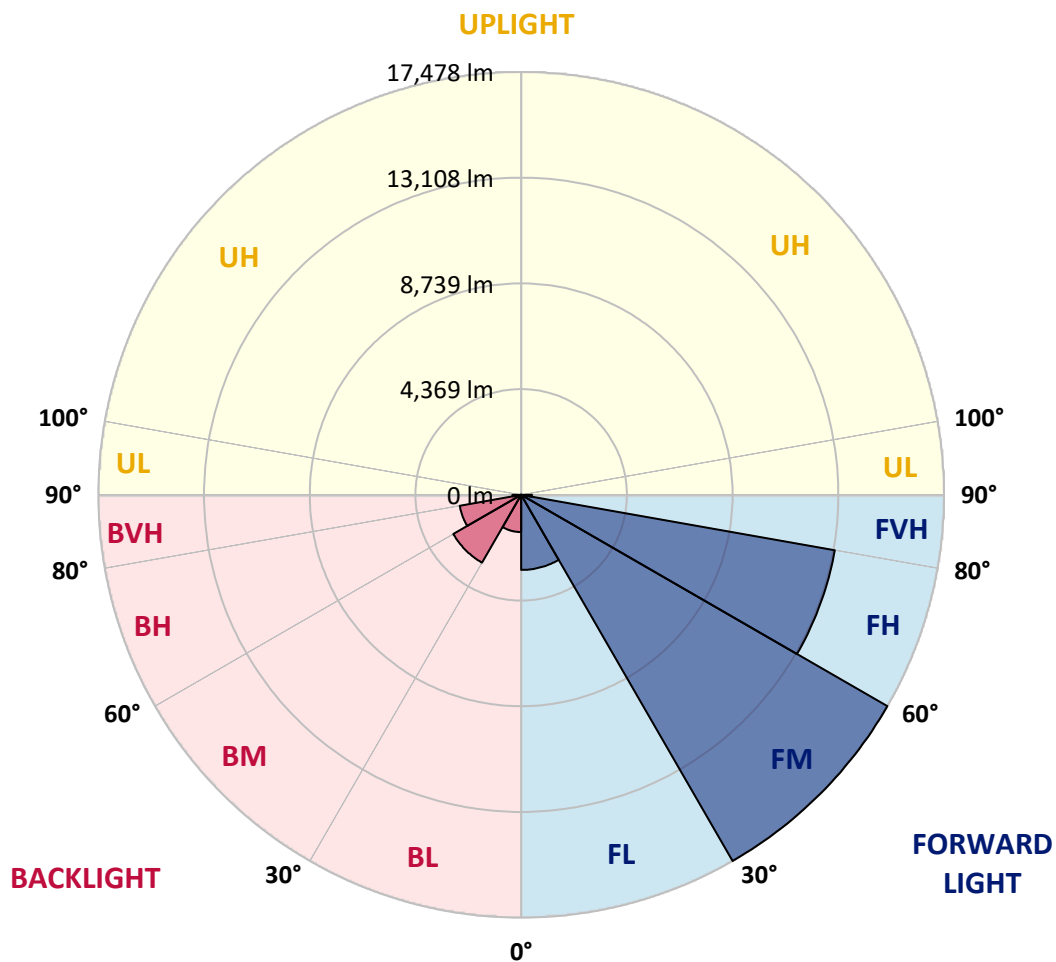
CATALOG NUMBER: GAN-AF-08-LED-U-T2-8030-1200-ADJ

**LUMINAIRE CLASSIFICATION SYSTEM LUMEN TABLE AND BUG RATING:**

Zone	Lumens	% Fixture	Zone Rating/Lumen Limit		
			B	U	G
FL (0°-30°)	3105.2	7.4			
FM (30°-60°)	17477.9	41.7			
FH (60°-80°)	13163.8	31.4			G5
FVH (80°-90°)	441.7	1.1			G3/500
BL (0°-30°)	1539.7	3.7	B3/2500		
BM (30°-60°)	3238.0	7.7	B3/5000		
BH (60°-80°)	2578.1	6.2	B4/5000		G4/5000
BVH (80°-90°)	361.7	0.9			G3/500
UL (90°-100°)	0.0	0.0		U0/0	
UH (100°-180°)	0.0	0.0		U0/0	

**BUG Rating: B4-U0-G5**

Type II Medium





REPORT NUMBER: P193926

CATALOG NUMBER: GAN-AF-08-LED-U-T2-8030-1200-ADJ

**CANDELA DISTRIBUTION (FULL):**

	0°	5°	15°	25°	35°	45°	55°	65°	75°	80°	85°
0°	5822.0	5822.0	5822.0	5822.0	5822.0	5822.0	5822.0	5822.0	5822.0	5822.0	5822.0
2.5°	6368.7	6331.5	6337.7	6327.4	6296.5	6242.8	6185.1	6079.8	5970.5	5912.7	5867.3
5°	6900.9	6890.6	6876.2	6843.2	6764.8	6653.4	6515.2	6329.5	6129.4	6024.1	5923.1
7.5°	7299.1	7292.9	7274.4	7253.7	7177.4	7043.3	6834.9	6570.9	6280.0	6135.5	5978.8
10°	7332.1	7342.4	7356.9	7412.6	7422.9	7350.7	7138.2	6818.4	6436.8	6251.1	6051.0
12.5°	7051.5	7074.2	7129.9	7272.3	7422.9	7511.6	7402.3	7078.4	6620.4	6395.5	6141.7
15°	6680.2	6692.6	6760.7	6956.6	7226.9	7501.3	7604.4	7365.1	6857.6	6581.2	6277.9
17.5°	6521.3	6527.5	6575.0	6705.0	6956.6	7348.6	7717.9	7676.7	7148.5	6812.2	6445.0
20°	6440.9	6455.3	6523.4	6651.3	6810.2	7152.6	7734.4	8012.9	7495.1	7101.1	6655.4
22.5°	6669.9	6663.7	6688.4	6752.4	6886.5	7092.8	7722.0	8359.5	7936.6	7472.4	6929.8
25°	7204.2	7226.9	7183.6	7111.4	7154.7	7299.1	7788.1	8735.0	8489.5	7949.0	7288.8
27.5°	7965.5	7942.8	7878.8	7709.7	7621.0	7682.8	8006.7	9139.4	9176.5	8576.2	7763.3
30°	8724.7	8706.1	8644.2	8437.9	8256.4	8204.8	8431.7	9603.6	9995.5	9329.2	8345.1
32.5°	9512.8	9492.2	9434.4	9228.1	9009.4	8889.7	9036.2	10140.0	10961.1	10228.7	9030.0
35°	10484.5	10445.3	10323.6	10036.8	9822.2	9729.4	9797.5	10814.6	12075.1	11293.2	9861.4
37.5°	11398.4	11458.2	11334.5	10938.4	10659.8	10626.8	10703.2	11637.7	13275.8	12483.6	10816.6
40°	12316.5	12326.8	12215.4	11891.5	11604.7	11551.1	11743.0	12636.3	14693.1	13907.1	11978.1
42.5°	13265.5	13286.1	13098.4	12799.2	12588.8	12599.1	12817.8	13806.0	16318.8	15584.4	13315.0
45°	14389.9	14420.8	14214.5	13822.5	13630.7	14016.4	13925.7	15118.1	18101.3	17490.6	14849.9
47.5°	15565.8	15613.3	15456.5	15089.2	14849.9	15380.1	15033.5	16572.6	20020.0	19535.1	16535.4
50°	16207.4	16275.5	16428.2	16401.3	16349.8	16261.1	16269.3	18132.3	21998.4	21664.2	18268.4
52.5°	15862.9	15860.8	16417.9	17094.5	17816.6	17870.2	17775.3	19776.5	23846.9	23745.8	19900.3
55°	14286.7	14394.0	15237.8	16547.8	18520.1	19751.8	20032.3	21660.1	25662.4	25780.0	21556.9
57.5°	11662.5	11751.2	12890.0	14715.8	17571.1	20869.9	23242.5	24397.8	27692.5	28241.3	23762.4
60°	7909.8	8017.1	9224.0	11417.0	15017.0	20246.9	26297.9	29283.1	30122.8	31370.9	26856.9
62.5°	4648.1	4745.0	5729.1	7202.2	10573.2	17352.4	27638.8	36233.6	33982.8	36093.3	31577.2
65°	3199.8	3265.8	3744.5	4483.0	6075.7	11687.2	25976.0	41032.2	39922.3	41944.1	37050.5
67.5°	2574.7	2566.4	2946.1	3449.4	3911.6	6026.2	19642.4	40489.7	45146.0	45989.8	39891.4
70°	2120.8	2112.6	2370.5	2787.2	3125.5	3393.7	10699.0	34168.4	44081.5	44423.9	37275.4
72.5°	1774.2	1782.5	1947.5	2257.0	2564.4	2556.1	4701.7	24036.7	34678.0	37046.4	29714.3
75°	1497.8	1501.9	1611.3	1829.9	2081.6	2058.9	2549.9	13022.1	20158.2	21806.6	16471.5
77.5°	1275.0	1279.1	1349.2	1471.0	1650.4	1642.2	1860.9	5626.0	8409.0	8305.9	5634.2
80°	1136.7	1136.7	1169.8	1192.5	1291.5	1254.3	1380.2	2702.6	3554.7	3282.3	2248.7
82.5°	891.2	895.4	1097.5	1089.3	1017.1	969.6	969.6	1592.7	1883.6	1741.2	1316.2
85°	501.3	499.3	707.6	854.1	895.4	682.9	676.7	891.2	1025.3	903.6	637.5
87.5°	214.6	218.7	328.0	379.6	507.5	425.0	418.8	460.1	522.0	451.8	295.0
90°	0.0	0.0	0.0	0.0	0.0	0.0	0.0	0.0	0.0	0.0	0.0



REPORT NUMBER: P193926

CATALOG NUMBER: GAN-AF-08-LED-U-T2-8030-1200-ADJ

**CANDELA DISTRIBUTION (continued):**

	90°	95°	105°	115°	125°	135°	145°	155°	165°	175°	180°
0°	5822.0	5822.0	5822.0	5822.0	5822.0	5822.0	5822.0	5822.0	5822.0	5822.0	5822.0
2.5°	5824.0	5770.4	5652.8	5506.3	5374.3	5287.6	5209.2	5095.8	5102.0	5023.6	4965.8
5°	5819.9	5708.5	5436.2	5112.3	4800.7	4575.9	4406.7	4254.0	4216.9	4144.7	4101.4
7.5°	5824.0	5642.5	5184.5	4666.6	4280.9	3996.2	3851.7	3771.3	3752.7	3728.0	3730.0
10°	5838.5	5582.6	4908.0	4249.9	3845.5	3657.8	3622.7	3647.5	3676.4	3684.6	3686.7
12.5°	5871.5	5529.0	4604.8	3878.6	3573.2	3515.5	3575.3	3659.9	3715.6	3742.4	3740.3
15°	5945.7	5487.7	4313.9	3587.7	3422.6	3453.6	3565.0	3684.6	3765.1	3802.2	3804.3
17.5°	6026.2	5427.9	4014.7	3364.9	3311.2	3389.6	3527.8	3668.1	3767.2	3808.4	3816.7
20°	6131.4	5353.6	3701.1	3197.7	3206.0	3294.7	3424.7	3565.0	3674.3	3709.4	3725.9
22.5°	6269.6	5273.2	3426.7	3061.6	3086.3	3154.4	3255.5	3377.2	3472.1	3488.6	3503.1
25°	6455.3	5186.5	3208.1	2937.8	2948.1	2987.3	3055.4	3127.6	3193.6	3175.1	3189.5
27.5°	6705.0	5112.3	3045.1	2824.3	2805.8	2814.0	2849.1	2871.8	2906.9	2855.3	2861.5
30°	6997.9	5031.8	2919.2	2725.3	2673.7	2659.3	2667.5	2679.9	2706.7	2636.6	2626.3
32.5°	7338.3	4934.8	2801.6	2638.7	2566.4	2537.6	2541.7	2574.7	2677.9	2634.5	2611.8
35°	7734.4	4825.5	2677.9	2543.8	2494.2	2453.0	2448.9	2552.0	2859.4	2832.6	2812.0
37.5°	8198.6	4716.2	2554.1	2436.5	2440.6	2395.2	2380.8	2498.4	2894.5	2789.3	2774.8
40°	8788.6	4658.4	2448.9	2323.0	2374.6	2368.4	2339.5	2399.3	2663.4	2471.5	2446.8
42.5°	9519.0	4666.6	2370.5	2201.3	2296.2	2362.2	2316.8	2318.9	2413.8	2269.4	2246.7
45°	10420.5	4763.6	2314.8	2104.3	2207.5	2356.0	2308.6	2275.6	2283.8	2207.5	2195.1
47.5°	11472.7	4963.7	2275.6	2023.9	2122.9	2333.3	2306.5	2263.2	2244.6	2203.4	2193.0
50°	12642.4	5254.6	2246.7	1947.5	2046.6	2296.2	2308.6	2250.8	2230.2	2213.7	2207.5
52.5°	13791.6	5586.8	2203.4	1881.5	1986.7	2250.8	2314.8	2238.4	2215.7	2203.4	2197.2
55°	15072.7	6001.4	2137.3	1825.8	1937.2	2193.0	2314.8	2219.9	2195.1	2197.2	2195.1
57.5°	16803.6	6671.9	2058.9	1778.4	1877.4	2122.9	2275.6	2199.2	2168.3	2170.3	2172.4
60°	19508.3	7854.1	1964.0	1730.9	1803.1	2040.4	2221.9	2153.8	2122.9	2131.1	2133.2
62.5°	23485.9	9589.1	1840.3	1660.8	1724.7	1951.7	2147.6	2096.1	2065.1	2085.8	2085.8
65°	27620.3	11119.9	1687.6	1572.1	1642.2	1854.7	2054.8	2023.9	1992.9	2040.4	2038.3
67.5°	28732.3	10777.4	1534.9	1475.1	1559.7	1747.4	1943.4	1926.9	1910.4	1992.9	1988.8
70°	25524.2	8652.5	1394.6	1376.1	1468.9	1631.9	1823.7	1823.7	1813.4	1875.3	1860.9
72.5°	19446.4	6135.5	1260.5	1270.8	1365.7	1506.0	1693.8	1708.2	1691.7	1722.7	1710.3
75°	10410.2	3511.3	1126.4	1155.3	1237.8	1378.1	1549.4	1563.8	1553.5	1551.4	1557.6
77.5°	3459.8	1716.5	986.1	1031.5	1103.7	1246.1	1398.8	1421.5	1396.7	1392.6	1390.5
80°	1541.1	1079.0	831.4	891.2	955.2	1095.5	1239.9	1258.5	1231.6	1268.8	1221.3
82.5°	990.3	709.7	666.4	732.4	794.3	944.9	1081.0	1085.2	1060.4	1231.6	1050.1
85°	480.7	439.4	501.3	561.2	614.8	742.7	895.4	897.4	835.5	761.3	734.5
87.5°	239.3	255.8	334.2	387.9	414.7	509.6	651.9	639.5	612.7	557.0	513.7
90°	0.0	0.0	0.0	0.0	0.0	0.0	0.0	0.0	0.0	0.0	0.0

(END OF REPORT)